



# **BlackBerry AtHoc**

## **SMS Opt-In**

7.18



# Contents

- What is SMS Opt-In?..... 4**
- Activate SMS Opt-In..... 5**
- Make the Opt-In user attribute available for targeting and user management....6**
- Create an event code..... 7**
  - SMS numbers for U.S. hosted systems..... 7
  - SMS numbers for European hosted systems..... 7
- Edit an event code..... 9**
- Deactivate SMS Opt-In..... 10**
- BlackBerry AtHoc Customer Support Portal..... 11**
- Documentation feedback..... 12**
- Legal notice..... 13**

# What is SMS Opt-In?

SMS Opt-In enables operators to allow community members, visitors, event participants, or other users outside of their organization to subscribe to receive alerts by SMS. These outside users can subscribe to receive alerts by sending a text event code via SMS.


Organization Administrators create event codes, and then share the event code and the short code with users. When a user opts-in by sending an SMS with the event code, they are added to the BlackBerry® AtHoc® management system. Administrators can then target them in alerts.

# Activate SMS Opt-In

## Before you begin:

- You must be an Organization Administrator, Enterprise Administrator, or System Administrator to enable and activate SMS Opt-In.
- SMS Opt-In is disabled by default. To enable it, log in as a System Administrator and go to **Settings > System Setup > Feature Enablement** and set the `IsSMSOptInEnabled` feature to True.

Entries are added to the operator audit log when SMS Opt-in is enabled or disabled.

1. Log in to the BlackBerry AtHoc management system as an administrator.
  2. Click .
  3. In the **Users** section, click **SMS Opt-In**.
  4. On the **SMS Opt-In** page, click **Activate**.
- A success message and details about the SMS Opt-In service are displayed on the **SMS Opt-In** page.
  - A multi-select picklist attribute is automatically created that can be used to target users in alerts.

Settings > SMS Opt-In

Manage Event Codes

### Success

- SMS Opt-In service has been activated.
- Click on "Manage Event Codes" button to create or modify SMS Opt-In event codes.

The BlackBerry AtHoc SMS Opt-In service has been activated. This means users can send SMS text to subscribe to Event Codes. Once subscribed, publisher will be able to send alerts to Event Code subscribers.

Deactivate SMS Opt-In Service for this Organization

Deactivate

**SMS Opt-In Service Account** svc\_optin-f3f3a0bf-e160-414a-ab29-4a53473a1a6f


**Client ID** cid\_optin-01675d38-d354-4768-b0c1-ead6501b48c6-b9b5d0872b05

**Attribute Name** Opt-In 15145

**Status** Active


# Make the Opt-In user attribute available for targeting and user management

When you enable SMS Opt-In, an Opt-In user attribute is automatically created. In order to target users in alerts and events using this SMS opt-in user attribute, you must make it available for targeting.

1. Log in to the BlackBerry AtHoc management system as an administrator.
2. Click .
3. In the **Basic** section, click **General Settings**.
4. On the **General Settings** screen, in the **Layouts** section, click **View/Edit** beside **Targeting Settings** .
5. On the **Group Targeting Definition** window, in the **Available Fields** column, click the **Opt-In** *<opt-in-number>* attribute.
6. Click **Add**.
7. Optionally, use the control buttons on the right to move the Opt-In attribute higher or lower in the **Selected Fields** list.
8. Click **Save**.
9. On the **General Settings** screen, click **Save**.
10. In the navigation bar, click **Users > User Attributes**.
11. On the **User Attributes** screen, click the **Opt-In** *<opt-in-number>* attribute.
12. On the user attribute details page, in the **Page Layout** section, select a value from the **User Details - Full Page** pull-down menu. Do not leave this option set to **Do Not show**.
13. Click **Save**.

# Create an event code

Create an event code so that you can target users outside your organization with SMS alerts.

1. Click .
2. In the **Users** section, click **SMS Opt-In**.
3. On the **SMS Opt-In** screen, click **Manage Event Codes**.
4. On the **Manage Event Codes** page that opens in a new tab on your browser, click **New**.
5. On the **Create New Event code** window, enter an event code name. Spaces and the following characters are not allowed: `!\$%&^()=}{,;\:?"<>|\`
6. In the **Event Code** field, enter an event code. This is the code that you will provide to your end users. They send this event code in an SMS to subscribe to alerts.
7. Optionally, in the **Expiration** field, select a date for the event code to expire. When an event code expires, users can no longer use the event code.
8. Click **Save**.

**After you finish:** When you promote your event code, include the following text: `Text [event-code] to [sms-number]`. If you do not know the SMS number, see [SMS numbers for U.S. hosted systems](#) and [SMS numbers for European hosted systems](#).

## SMS numbers for U.S. hosted systems

Country	Primary SMS number	Backup SMS number
Canada	73101	73102
Japan	81502	80447
New Zealand	2316	2575
United Arab Emirates	3775	6991
United States	28462	73101

## SMS numbers for European hosted systems




Country	Primary SMS number	Backup SMS number
Canada	555666	333666
Croatia	815517	815518
Japan	85136	80447
New Zealand	4840	8434

<b>Country</b>	<b>Primary SMS number</b>	<b>Backup SMS number</b>
United Arab Emirates	1727	2496
United Kingdom	65165	65465
United States	333666	444666




# Edit an event code

Event codes can be edited until they expire. Event codes cannot be deleted.

1. Click .
2. In the **Users** section, click **SMS Opt-In**.
3. On the **SMS Opt-In** screen, click **Manage Event codes**.
4. Optionally, on the **Manage Event Codes** window, enter an event code in the **Search** field and click  to narrow the list of event codes.
5. On the **Manage Event Codes** window, click  on the row for the event code you want to edit.
6. Optionally, update the **Event Description**, **Event Code**, and **Expiration** fields.
7. Click **Save**.

# Deactivate SMS Opt-In

1. Click .
2. In the **Users** section, click **SMS Opt-In**.
3. Click **Deactivate**.

# BlackBerry AtHoc Customer Support Portal

BlackBerry AtHoc customers can obtain more information about BlackBerry AtHoc products or get answers to questions about their BlackBerry AtHoc systems through the Customer Support Portal:

<https://www.blackberry.com/us/en/support/enterpriseapps/athoc>

The BlackBerry AtHoc Customer Support Portal also provides support via computer-based training, operator checklists, best practice resources, reference manuals, and user guides.

# Documentation feedback

The BlackBerry AtHoc documentation team strives to provide accurate, useful, and up-to-date technical documentation. If you have any feedback or comments about BlackBerry AtHoc documentation, email [athocdocfeedback@blackberry.com](mailto:athocdocfeedback@blackberry.com). Please include the name and version number of the document in your email.

To view additional BlackBerry AtHoc documentation, visit <https://docs.blackberry.com/en/id-comm-collab/blackberry-athoc>. To view the BlackBerry AtHoc Quick Action Guides, see <https://docs.blackberry.com/en/id-comm-collab/blackberry-athoc/Quick-action-guides/latest>.

For more information about BlackBerry AtHoc products or if you need answers to questions about your BlackBerry AtHoc system, visit the Customer Support Portal at <https://www.blackberry.com/us/en/support/enterpriseapps/athoc>.

# Legal notice

©2023 BlackBerry Limited. Trademarks, including but not limited to BLACKBERRY, BBM, BES, EMBLEM Design, ATHOC, CYLANCE and SECUSMART are the trademarks or registered trademarks of BlackBerry Limited, its subsidiaries and/or affiliates, used under license, and the exclusive rights to such trademarks are expressly reserved. All other trademarks are the property of their respective owners.

Patents, as applicable, identified at: [www.blackberry.com/patents](http://www.blackberry.com/patents).

This documentation including all documentation incorporated by reference herein such as documentation provided or made available on the BlackBerry website provided or made accessible "AS IS" and "AS AVAILABLE" and without condition, endorsement, guarantee, representation, or warranty of any kind by BlackBerry Limited and its affiliated companies ("BlackBerry") and BlackBerry assumes no responsibility for any typographical, technical, or other inaccuracies, errors, or omissions in this documentation. In order to protect BlackBerry proprietary and confidential information and/or trade secrets, this documentation may describe some aspects of BlackBerry technology in generalized terms. BlackBerry reserves the right to periodically change information that is contained in this documentation; however, BlackBerry makes no commitment to provide any such changes, updates, enhancements, or other additions to this documentation to you in a timely manner or at all.

This documentation might contain references to third-party sources of information, hardware or software, products or services including components and content such as content protected by copyright and/or third-party websites (collectively the "Third Party Products and Services"). BlackBerry does not control, and is not responsible for, any Third Party Products and Services including, without limitation the content, accuracy, copyright compliance, compatibility, performance, trustworthiness, legality, decency, links, or any other aspect of Third Party Products and Services. The inclusion of a reference to Third Party Products and Services in this documentation does not imply endorsement by BlackBerry of the Third Party Products and Services or the third party in any way.

EXCEPT TO THE EXTENT SPECIFICALLY PROHIBITED BY APPLICABLE LAW IN YOUR JURISDICTION, ALL CONDITIONS, ENDORSEMENTS, GUARANTEES, REPRESENTATIONS, OR WARRANTIES OF ANY KIND, EXPRESS OR IMPLIED, INCLUDING WITHOUT LIMITATION, ANY CONDITIONS, ENDORSEMENTS, GUARANTEES, REPRESENTATIONS OR WARRANTIES OF DURABILITY, FITNESS FOR A PARTICULAR PURPOSE OR USE, MERCHANTABILITY, MERCHANTABILITY, NON-INFRINGEMENT, SATISFACTORY QUALITY, OR TITLE, OR ARISING FROM A STATUTE OR CUSTOM OR A COURSE OF DEALING OR USAGE OF TRADE, OR RELATED TO THE DOCUMENTATION OR ITS USE, OR PERFORMANCE OR NON-PERFORMANCE OF ANY SOFTWARE, HARDWARE, SERVICE, OR ANY THIRD PARTY PRODUCTS AND SERVICES REFERENCED HEREIN, ARE HEREBY EXCLUDED. YOU MAY ALSO HAVE OTHER RIGHTS THAT VARY BY STATE OR PROVINCE. SOME JURISDICTIONS MAY NOT ALLOW THE EXCLUSION OR LIMITATION OF IMPLIED WARRANTIES AND CONDITIONS. TO THE EXTENT PERMITTED BY LAW, ANY IMPLIED WARRANTIES OR CONDITIONS RELATING TO THE DOCUMENTATION TO THE EXTENT THEY CANNOT BE EXCLUDED AS SET OUT ABOVE, BUT CAN BE LIMITED, ARE HEREBY LIMITED TO NINETY (90) DAYS FROM THE DATE YOU FIRST ACQUIRED THE DOCUMENTATION OR THE ITEM THAT IS THE SUBJECT OF THE CLAIM.

TO THE MAXIMUM EXTENT PERMITTED BY APPLICABLE LAW IN YOUR JURISDICTION, IN NO EVENT SHALL BLACKBERRY BE LIABLE FOR ANY TYPE OF DAMAGES RELATED TO THIS DOCUMENTATION OR ITS USE, OR PERFORMANCE OR NON-PERFORMANCE OF ANY SOFTWARE, HARDWARE, SERVICE, OR ANY THIRD PARTY PRODUCTS AND SERVICES REFERENCED HEREIN INCLUDING WITHOUT LIMITATION ANY OF THE FOLLOWING DAMAGES: DIRECT, CONSEQUENTIAL, EXEMPLARY, INCIDENTAL, INDIRECT, SPECIAL, PUNITIVE, OR AGGRAVATED DAMAGES, DAMAGES FOR LOSS OF PROFITS OR REVENUES, FAILURE TO REALIZE ANY EXPECTED SAVINGS, BUSINESS INTERRUPTION, LOSS OF BUSINESS INFORMATION, LOSS OF BUSINESS OPPORTUNITY, OR CORRUPTION OR LOSS OF DATA, FAILURES TO TRANSMIT OR RECEIVE ANY DATA, PROBLEMS ASSOCIATED WITH ANY APPLICATIONS USED IN CONJUNCTION WITH BLACKBERRY PRODUCTS OR SERVICES, DOWNTIME COSTS, LOSS OF THE USE OF BLACKBERRY PRODUCTS OR SERVICES OR ANY PORTION THEREOF OR OF ANY AIRTIME SERVICES, COST OF SUBSTITUTE GOODS, COSTS OF COVER, FACILITIES OR SERVICES, COST OF CAPITAL, OR OTHER SIMILAR PECUNIARY LOSSES, WHETHER OR NOT SUCH DAMAGES

WERE FORESEEN OR UNFORESEEN, AND EVEN IF BLACKBERRY HAS BEEN ADVISED OF THE POSSIBILITY OF SUCH DAMAGES.

TO THE MAXIMUM EXTENT PERMITTED BY APPLICABLE LAW IN YOUR JURISDICTION, BLACKBERRY SHALL HAVE NO OTHER OBLIGATION, DUTY, OR LIABILITY WHATSOEVER IN CONTRACT, TORT, OR OTHERWISE TO YOU INCLUDING ANY LIABILITY FOR NEGLIGENCE OR STRICT LIABILITY.

THE LIMITATIONS, EXCLUSIONS, AND DISCLAIMERS HEREIN SHALL APPLY: (A) IRRESPECTIVE OF THE NATURE OF THE CAUSE OF ACTION, DEMAND, OR ACTION BY YOU INCLUDING BUT NOT LIMITED TO BREACH OF CONTRACT, NEGLIGENCE, TORT, STRICT LIABILITY OR ANY OTHER LEGAL THEORY AND SHALL SURVIVE A FUNDAMENTAL BREACH OR BREACHES OR THE FAILURE OF THE ESSENTIAL PURPOSE OF THIS AGREEMENT OR OF ANY REMEDY CONTAINED HEREIN; AND (B) TO BLACKBERRY AND ITS AFFILIATED COMPANIES, THEIR SUCCESSORS, ASSIGNS, AGENTS, SUPPLIERS (INCLUDING AIRTIME SERVICE PROVIDERS), AUTHORIZED BLACKBERRY DISTRIBUTORS (ALSO INCLUDING AIRTIME SERVICE PROVIDERS) AND THEIR RESPECTIVE DIRECTORS, EMPLOYEES, AND INDEPENDENT CONTRACTORS.

IN ADDITION TO THE LIMITATIONS AND EXCLUSIONS SET OUT ABOVE, IN NO EVENT SHALL ANY DIRECTOR, EMPLOYEE, AGENT, DISTRIBUTOR, SUPPLIER, INDEPENDENT CONTRACTOR OF BLACKBERRY OR ANY AFFILIATES OF BLACKBERRY HAVE ANY LIABILITY ARISING FROM OR RELATED TO THE DOCUMENTATION.

Prior to subscribing for, installing, or using any Third Party Products and Services, it is your responsibility to ensure that your airtime service provider has agreed to support all of their features. Some airtime service providers might not offer Internet browsing functionality with a subscription to the BlackBerry® Internet Service. Check with your service provider for availability, roaming arrangements, service plans and features. Installation or use of Third Party Products and Services with BlackBerry's products and services may require one or more patent, trademark, copyright, or other licenses in order to avoid infringement or violation of third party rights. You are solely responsible for determining whether to use Third Party Products and Services and if any third party licenses are required to do so. If required you are responsible for acquiring them. You should not install or use Third Party Products and Services until all necessary licenses have been acquired. Any Third Party Products and Services that are provided with BlackBerry's products and services are provided as a convenience to you and are provided "AS IS" with no express or implied conditions, endorsements, guarantees, representations, or warranties of any kind by BlackBerry and BlackBerry assumes no liability whatsoever, in relation thereto. Your use of Third Party Products and Services shall be governed by and subject to you agreeing to the terms of separate licenses and other agreements applicable thereto with third parties, except to the extent expressly covered by a license or other agreement with BlackBerry.

The terms of use of any BlackBerry product or service are set out in a separate license or other agreement with BlackBerry applicable thereto. NOTHING IN THIS DOCUMENTATION IS INTENDED TO SUPERSEDE ANY EXPRESS WRITTEN AGREEMENTS OR WARRANTIES PROVIDED BY BLACKBERRY FOR PORTIONS OF ANY BLACKBERRY PRODUCT OR SERVICE OTHER THAN THIS DOCUMENTATION.

BlackBerry Enterprise Software incorporates certain third-party software. The license and copyright information associated with this software is available at <http://worldwide.blackberry.com/legal/thirdpartysoftware.jsp>.

BlackBerry Limited  
2200 University Avenue East  
Waterloo, Ontario  
Canada N2K 0A7

BlackBerry UK Limited  
Ground Floor, The Pearce Building, West Street,  
Maidenhead, Berkshire SL6 1RL  
United Kingdom

Published in Canada