



BlackBerry Presenter

Version: 1.2

User Guide

Contents

Be safe!.....	3
About the BlackBerry Presenter.....	4
System requirements: BlackBerry Presenter.....	4
LED notifications.....	4
BlackBerry Presenter status indicators.....	5
Find more information.....	5
Start presenting.....	6
Presentation options for Microsoft PowerPoint files.....	6
Presentation options for PDF files.....	8
BlackBerry Presenter options.....	10
Change the display name of your BlackBerry Presenter.....	10
Change the default screen resolution for presentations.....	10
Delete presentations from the BlackBerry Presenter.....	10
Check for the latest version of the BlackBerry Presenter firmware.....	10
Troubleshooting.....	12
I can't present a file.....	12
My presentation isn't appearing correctly.....	12
My slide or page takes a long time to load.....	12
Animations in my Microsoft PowerPoint presentation aren't displayed correctly.....	12
I can't pair the BlackBerry Presenter with my BlackBerry device.....	13
Files that I transferred to the BlackBerry Presenter are no longer available.....	13
The LED on the BlackBerry Presenter is flashing purple.....	13
Safety and product information.....	14
Important safety precautions.....	14
Safety information.....	15
Electrical safety.....	15
Device disposal.....	15
Safe use guidelines.....	15
Driving safety.....	16
Accessories.....	16
Antenna.....	16
Operating and storage temperatures.....	16
Interference with electronic equipment.....	16
Dangerous areas.....	17
Service.....	17

Additional safety guidelines.....	18
Compliance information.....	19
Product information.....	21
Legal notice.....	22

Be safe!

Before you use your BlackBerry® Presenter, read the safety and product information chapter at the end of this document.

About the BlackBerry Presenter

The BlackBerry® Presenter is designed to allow you to deliver presentations with ease while you're on the go. You can display presentations directly from your BlackBerry device on an external display, such as a video projector or television screen, without using a laptop computer.

You can wirelessly display files for Microsoft® PowerPoint® 97, 2000, 2003, and 2007 (.ppt files or .pptx files) and PDF files, including most transitions and animations in slides. The BlackBerry Presenter supports presentations that use a 4:3 aspect ratio in landscape view.

System requirements: BlackBerry Presenter

Item	Requirement
BlackBerry® Presenter desktop software	<ul style="list-style-type: none"> Intel® compatible computer with a USB port that is compliant with USB 1.1 or later Windows® XP or later
BlackBerry® Presenter smartphone software	<p>Bluetooth® enabled BlackBerry device that is running BlackBerry® Device Software 4.6 or later</p> <p>BlackBerry® Curve™ 8350i and BlackBerry® Pearl™ Flip 8200 Series smartphones are not supported.</p>
BlackBerry® Enterprise Server 5.0 SP 1 or later	to support presenting Microsoft® PowerPoint® files as attachments
other equipment	<ul style="list-style-type: none"> video output device, such as a video projector or television VGA cable or S-video cable

LED notifications

Red LED



Solid: The BlackBerry® Presenter is on and is in start-up mode.

Flashing: The BlackBerry Presenter is ready to pair with your BlackBerry device.

Blue LED

Solid: The BlackBerry Presenter has completed loading your presentation or is displaying your presentation.




Flashing: The BlackBerry Presenter is connecting to your BlackBerry device, the BlackBerry Presenter is processing commands, or your presentation is loading.

Purple LED


There is an error with your BlackBerry Presenter.

BlackBerry Presenter status indicators

Status indicators on your BlackBerry device

Status indicator	Description
	The BlackBerry® Presenter is connecting to your BlackBerry device.
	The BlackBerry Presenter is no longer connected to your BlackBerry device.
	The presentation is in freeze mode, or the presentation is in blank screen mode so that it does not appear on the external display.

Status indicators on the external display

Status indicator	Description
	The BlackBerry Presenter is preparing to display the first slide or page of your presentation.


Find more information

- For information about setting up the BlackBerry® Presenter, see the *BlackBerry Presenter Getting Started Guide* that came with your BlackBerry Presenter or visit www.blackberry.com/presenter.
- For more information about presentation tasks, on your BlackBerry device, on the Home screen, click the **Help** icon.

Start presenting

Presentation options for Microsoft PowerPoint files

Present a file from your BlackBerry device or a media card




1. On your BlackBerry® device, verify that Bluetooth® technology is turned on.
2. On the Home screen or in the **Downloads** folder on your BlackBerry device, click the **BlackBerry Presenter** icon.
3. Click **Browse**.
4. Click a file.
5. After the file opens, press the  key > **Present**.
6. In the list, click the BlackBerry® Presenter with the same passkey as your BlackBerry Presenter. You can find your 4-digit passkey on the splash screen of the external display or on the bottom of your BlackBerry Presenter.
7. In the **Enter Numeric Passkey** field, type the passkey for your BlackBerry Presenter.
8. Press the  key on the keyboard.

The LED light on your BlackBerry device turns solid blue when your presentation has completed loading.

To go to another slide, press the  key > **Next Slide** or **Next Page** or **Prev Slide** or **Prev Page**.

Present an attachment from your BlackBerry device

You can present a Microsoft® PowerPoint® file that is attached to a message or calendar entry on your BlackBerry® device.

1. On your BlackBerry device, verify that Bluetooth® technology is turned on.
2. Open the message or calendar entry that contains the file that you want to present.
3. Click the file.
4. Press the  key:
 - If the file is attached to a message, click **Open Attachment** > **View**.
 - If the file is attached to a calendar entry, click **Preview**.
5. Press the  key > **Present**.
6. In the list, click the BlackBerry® Presenter with the same passkey as your BlackBerry Presenter. You can find your 4-digit passkey on the splash screen of the external display or on the bottom of your BlackBerry Presenter.
7. In the **Enter Numeric Passkey** field, type the passkey for your BlackBerry Presenter.
8. Press the  key on the keyboard.


The LED light on your BlackBerry device turns solid blue when your presentation has completed loading.

To go to another slide, press the  key > **Next Slide** or **Prev Slide**.

Use speaker notes during a presentation



If speaker notes are included in a Microsoft® PowerPoint® presentation, you can display only the speaker notes on the BlackBerry® device screen, while the BlackBerry® Presenter displays the slide on the external display.

During a presentation, on your device, press the  key > **Show Speaker Notes**.

To stop using speaker notes during your presentation, on your BlackBerry device, press the  key > **Show Slides**.

Freeze a presentation while you go to a different slide or page


You can navigate to a slide or page that you want to display on your BlackBerry® device without your actions appearing on the external display.

1. During a presentation, on your device, press the  key > **Freeze**.
2. Go to the slide or page that you want to present.
3. Press the  key > **Unfreeze**.

Hide your presentation on the external display



If you are presenting a file from your BlackBerry® device memory or a media card, you can hide your presentation so that the external display is blank, but the presentation still appears on your BlackBerry device.

During a presentation, on your BlackBerry device, press the  key > **Blank Screen**.

To show the presentation on the external display, on your BlackBerry device, press the  key > **Show Screen**.

Go to a specific slide or page

If you know the slide or page number that you want to go to, you can navigate quickly to it without interrupting the presentation.

1. During a presentation, on your BlackBerry® device, press the  key > **Go to Slide** or **Go to Page**.
2. Type the slide number or page number.
3. Press the  key on the keyboard.

Loop a presentation

You can set a presentation to loop continuously.

1. During a presentation, on your BlackBerry® device, press the  key > **Loop**.
2. In the **Set Transition Time** field, type the number of seconds that you want to have between the transitions in your presentation.



To stop looping the presentation, on your device, press the  key > **Stop Loop**.

End a presentation

During a presentation, on your BlackBerry® device, press the  key > **End Show**.

Presentation options for PDF files

Present a file from your BlackBerry device or a media card



1. On your BlackBerry® device, verify that Bluetooth® technology is turned on.
2. On the Home screen or in the **Downloads** folder on your BlackBerry device, click the **BlackBerry Presenter** icon.
3. Click **Browse**.
4. Click a file.
5. After the file opens, press the  key > **Present**.
6. In the list, click the BlackBerry® Presenter with the same passkey as your BlackBerry Presenter. You can find your 4-digit passkey on the splash screen of the external display or on the bottom of your BlackBerry Presenter.
7. In the **Enter Numeric Passkey** field, type the passkey for your BlackBerry Presenter.
8. Press the  key on the keyboard.

The LED light on your BlackBerry device turns solid blue when your presentation has completed loading.

To go to another slide, press the  key > **Next Slide** or **Next Page** or **Prev Slide** or **Prev Page**.

Freeze a presentation while you go to a different slide or page


You can navigate to a slide or page that you want to display on your BlackBerry® device without your actions appearing on the external display.

1. During a presentation, on your device, press the  key > **Freeze**.
2. Go to the slide or page that you want to present.
3. Press the  key > **Unfreeze**.

Hide your presentation on the external display



If you are presenting a file from your BlackBerry® device memory or a media card, you can hide your presentation so that the external display is blank, but the presentation still appears on your BlackBerry device.

During a presentation, on your BlackBerry device, press the  key > **Blank Screen**.

To show the presentation on the external display, on your BlackBerry device, press the  key > **Show Screen**.


Go to a specific slide or page


If you know the slide or page number that you want to go to, you can navigate quickly to it without interrupting the presentation.

1. During a presentation, on your BlackBerry® device, press the  key > **Go to Slide** or **Go to Page**.
2. Type the slide number or page number.
3. Press the  key on the keyboard.

Loop a presentation

You can set a presentation to loop continuously.

1. During a presentation, on your BlackBerry® device, press the  key > **Loop**.
2. In the **Set Transition Time** field, type the number of seconds that you want to have between the transitions in your presentation.

To stop looping the presentation, on your device, press the  key > **Stop Loop**.

End a presentation

During a presentation, on your BlackBerry® device, press the  key > **End Show**.

BlackBerry Presenter options

Change the display name of your BlackBerry Presenter



To perform this task, you must download the BlackBerry® Presenter desktop software that is available at www.blackberry.com/presenter.

You can change the BlackBerry Presenter name that appears on your BlackBerry device and on the splash screen of the external display.

1. Connect one end of the USB cable to your BlackBerry Presenter.
2. Connect the other end of the USB cable to your computer.
3. Open the desktop software.
4. Click **Change the device name**.
5. Type a new name for your BlackBerry Presenter.
6. Click **OK**.

Change the default screen resolution for presentations


If you are using a VGA cable to connect your BlackBerry® Presenter to an external display, and if you are presenting a file from your BlackBerry device or a media card, you can change the default screen resolution.

1. On your BlackBerry device, on the Home screen or in the **Downloads** folder, click the **BlackBerry Presenter** icon.
2. Press the  key > **Options**.
3. Change the **Presenter Resolution** field.
4. Press the  key > **Save**.

Delete presentations from the BlackBerry Presenter

To perform this task, your BlackBerry® Presenter must be plugged in, and you must not be presenting a file.

The BlackBerry Presenter saves presentation files after a presentation. You can delete these files so that no one else can access your presentations.

1. On your BlackBerry device, on the Home screen or in the **Downloads** folder, click the **BlackBerry Presenter** icon.
2. Press the  key > **Options** > **Wipe Presenter Memory**.
3. In the list, click the BlackBerry Presenter with the same passkey as your BlackBerry Presenter.

Check for the latest version of the BlackBerry Presenter firmware

To perform this task, you must download the BlackBerry® Presenter desktop software that is available at www.blackberry.com/presenter.

1. Connect one end of the USB cable to your BlackBerry® Presenter.

2. Connect the other end of the USB cable to your computer.
3. Open the desktop software.
4. Click **Check for Updates**.

If there are updates, the firmware downloads the updates to your BlackBerry Presenter.

Troubleshooting

I can't present a file

Try the following actions:

- Verify that you installed the BlackBerry® Presenter smartphone software.
- Verify that you plugged the BlackBerry Presenter into a power outlet and connected it to an external display.
- Verify that you turned on the external display.

My presentation isn't appearing correctly

Try the following actions:

- If you are using an S-video cable to connect to an external display, move the NTSC/PAL switch to the appropriate position.
- If you are using a VGA cable to connect to an external display, try presenting using a lower screen resolution.
- If the presentation is blurry, if possible, use a VGA cable instead of an S-video cable to connect to an external display.
- If the presentation is not centered, return the external display to its default settings. For more information, see the documentation for your external display.

My slide or page takes a long time to load

Try the following actions:

- Reduce the number of pictures or animations on the slide in the Microsoft® PowerPoint® presentation.
- Move some of the content to another slide or page.

Animations in my Microsoft PowerPoint presentation aren't displayed correctly

Try the following actions:

- Reduce the number of pictures or animations on the slides.
- Move some of the content to another slide.

I can't pair the BlackBerry Presenter with my BlackBerry device

If you try to pair your BlackBerry® Presenter with your BlackBerry device using the Bluetooth® options on your BlackBerry device, the pairing process isn't complete until you present a file. Complete the steps for presenting a file.

Files that I transferred to the BlackBerry Presenter are no longer available

When you connect your BlackBerry® Presenter to your computer, the computer recognizes the BlackBerry Presenter as a storage device, and you can transfer files from your computer to the BlackBerry Presenter. To protect your information, these files are deleted from the BlackBerry Presenter the next time that you turn on the BlackBerry Presenter.












The LED on the BlackBerry Presenter is flashing purple

Try the following actions:

- Unplug the BlackBerry® Presenter and then plug it in again.
- Verify that the VGA cable or S-video cable is connected to your BlackBerry Presenter correctly.
- Verify that only one video output cable is connected to your BlackBerry Presenter.
- Check for the latest versions of the BlackBerry Presenter smartphone software and BlackBerry Presenter desktop software.

Safety and product information

Important safety precautions

Tip	Description
	Before you use your BlackBerry® Presenter, it is important that you read the compliance information and the guidelines for the safe use of your accessory that are found in this guide and the <i>BlackBerry Presenter User Guide</i> .
	Use only Research In Motion approved power accessories. Use of power accessories that have not been approved by RIM might present a risk of fire or explosion, which could cause serious harm, death, or property loss.
	Do not disassemble your BlackBerry Presenter. Your BlackBerry Presenter contains small parts that might be a choking hazard.
	Keep your BlackBerry Presenter away from medical devices, including pacemakers and hearing aids, as they might malfunction causing serious harm or death to you or others.
	Do not put your BlackBerry Presenter in contact with liquids as this might cause a short circuit, a fire, or an electric shock.
	Do not use your BlackBerry Presenter in the presence of gas fumes as it might present a risk of fire or explosion.
	Do not use or store your BlackBerry Presenter in temperatures that exceed 167° F (75°C) as the accessory might become hot.
	Do not dispose of your BlackBerry Presenter device in a fire as this might cause an explosion resulting in serious injury, death, or property loss.
	Turn off your BlackBerry Presenter in aircrafts. Using your BlackBerry Presenter on an aircraft might affect aircraft instrumentation, communication, and performance; might disrupt the network; might otherwise be dangerous to the operation of the aircraft, its crew, and its passengers; and might be illegal.
	The BlackBerry Presenter is not inherently safe and cannot be used in the presence of explosive fumes, explosive dust, or other explosive chemicals. Sparks in such areas could cause an explosion or fire resulting in serious injury, death, or damage to property.
	Information that you transmit wirelessly to the BlackBerry Presenter might not be secure and could be intercepted. Use caution when transmitting information to this accessory.

Safety information

Please read these safety and operation instructions before using the BlackBerry® Presenter or any accessories provided with the BlackBerry Presenter. Retain these instructions for future use.

> **Important:** In some countries there might be restrictions on the use of any mobile devices while driving. You are responsible for knowing and complying with the local laws and regulations in the country that you use the BlackBerry Presenter.

Electrical safety

Use the power accessories provided with the BlackBerry® Presenter or any other RIM approved charging accessories only from the type of power source indicated on the marking label. Before using any power supply, verify that the mains/outlet voltage matches the input voltage rating printed on the power supply.

Do not overload power outlets or extension cords as this might result in a risk of fire or electric shock. To reduce the risk of damage to the cord or the plug, pull the plug rather than the cord when you disconnect the charging accessory from the power outlet or extension cord.

Protect the power cord from being walked on or pinched, particularly at power outlets and extension cords, and the point where the power cord connects to the accessory. Unplug charging accessories during lightning storms or when unused for long periods of time.

Do not use the BlackBerry Presenter outside or in any area exposed to the elements.

See the documentation that came with the BlackBerry Presenter for more information about connecting the power supply.

Device disposal



The BlackBerry® Presenter should not be placed in household waste bins. Please check local regulations for information about the disposal of electronic products in your area.

Safe use guidelines

- Do not place heavy objects on the BlackBerry® Presenter.
- Do not attempt to modify or service the BlackBerry Presenter.
- Do not attempt to cover or push objects into openings on the BlackBerry Presenter unless instructed to do so in the device documentation supplied by Research In Motion.

Driving safety

Do not use the BlackBerry® Presenter while driving. Using the BlackBerry Presenter while driving could put you and others at greater risk of an accident causing serious injury, death, or property loss.

Accessories

Use only those accessories approved by Research In Motion (RIM). Using any accessories not approved by RIM for use with this particular BlackBerry® Presenter model might invalidate any approval or warranty applicable to the BlackBerry Presenter, might result in the non-operation of the BlackBerry Presenter, and might be dangerous.

Antenna

Use only the supplied integrated antenna. Unauthorized antenna modifications or attachments could damage the BlackBerry® Presenter and might violate U.S. Federal Communications Commission (FCC) regulations.

Operating and storage temperatures

Situate the BlackBerry® Presenter or BlackBerry Presenter accessories away from heat sources, such as radiators, heat registers, stoves, or other apparatus (including amplifiers) that produce heat.

If you are not going to use the BlackBerry Presenter for more than 2 weeks, turn off the BlackBerry Presenter power, and follow the operating and storage temperatures listed in the following table:

BlackBerry Presenter operating	50 to 113°F (10 to 45°C)
BlackBerry Presenter storage	-22 to 167°F (-30 to 75°C)

Interference with electronic equipment

Most modern electronic equipment is shielded from radio frequency (RF) signals. However, certain electronic equipment might not be shielded against the RF signals from the BlackBerry® Presenter.

Pacemakers: Consult a physician or the manufacturer of your pacemaker if you have any questions regarding the effect of RF signals on your pacemaker. If you have a pacemaker, verify that you are using the BlackBerry Presenter in accordance with the safety requirements associated with your particular pacemaker, which might include the following requirements:

- Always keep the BlackBerry Presenter more than 7.88 inches (20 cm) from the pacemaker when the BlackBerry Presenter is turned on.
- If you have any reason to suspect that interference is taking place, turn off the BlackBerry Presenter immediately.

Hearing aids: Some digital wireless devices may interfere with some hearing aids. In the event of such interference, consult your wireless service provider or contact the manufacturer of your hearing aid to discuss alternatives.

Other medical devices: If you use any other personal medical device, consult the manufacturer of your device to determine if the device is adequately shielded from external RF energy. Your physician may be able to assist you in obtaining this information.

Health care facilities: Turn off Bluetooth® technology on the BlackBerry Presenter in health care facilities when any regulations posted in these areas instruct you to do so. Hospitals or health care facilities may be using equipment that could be sensitive to external RF energy.

Aircraft: Federal Aviation Administration (FAA) and Federal Communications Commission (FCC) regulations prohibit using the radio of wireless devices while in the air. Turn off the BlackBerry Presenter before boarding an aircraft. The effect of using Bluetooth technology on the BlackBerry Presenter in an aircraft is unknown. Such use might affect aircraft instrumentation, communication, and performance, might disrupt the network, might otherwise be dangerous to the operation of the aircraft, and might be illegal.

Dangerous areas

The BlackBerry® Presenter is not an intrinsically safe device and is not suitable for use in hazardous environments, where such devices are required, including without limitation, in presence of gas fumes, explosive dust situations, operation of nuclear facilities, aircraft navigation or communication services, air traffic control, and life support or weapons systems.

Potentially explosive atmospheres: Turn off the BlackBerry Presenter when in any area with a potentially explosive atmosphere, and obey all signs and instructions. Sparks in such areas could cause an explosion or fire resulting in bodily injury or even death.

Areas with a potentially explosive atmosphere are often, but not always, clearly marked. They include fueling areas such as gasoline or petrol stations; below deck on boats; fuel or chemical transfer or storage facilities; vehicles using liquefied petroleum gas (such as propane or butane); areas where the air contains chemicals or particles, such as grain, dust, or metal powders; and any other area where you would normally be advised to turn off your vehicle engine.

Blasting areas: To avoid interfering with blasting operations, unplug the BlackBerry Presenter when in a “blasting area” or in areas posted: “Turn off two-way radio”. Obey all signs and instructions.

Service

Only qualified service personnel should perform repairs to the BlackBerry® Presenter. Disconnect the power supply cables from the computer or electrical outlet and refer the BlackBerry Presenter or charging accessory for service to qualified service personnel if any of the following situations occur:

- the power supply cord, plug, or connector is damaged
- liquid has been spilled or objects have fallen into the BlackBerry Presenter or charging accessory
- the BlackBerry Presenter or charging accessory has been exposed to rain or water
- the BlackBerry Presenter or charging accessory becomes very hot to the touch
- the BlackBerry Presenter or charging accessory has been dropped or damaged in any way

- the BlackBerry Presenter or charging accessory does not operate normally by following the instructions in the user documentation
- the BlackBerry Presenter or charging accessory exhibits a distinct change in performance

Do not attempt to disassemble the BlackBerry Presenter or any charging accessory.

To reduce the risk of fire or electric shock, adjust only those controls that are covered in the user documentation for the BlackBerry Presenter. An improper adjustment of other controls might cause damage and will often require extensive work by a qualified technician to restore the BlackBerry Presenter, charging accessory, or any other accessory to normal operation.

Failure to observe all safety instructions contained in the user documentation for the BlackBerry Presenter will void the Limited Warranty and might lead to suspension or denial of services to the offender, legal action, or both.

Additional safety guidelines

Child safety: Keep your BlackBerry® Presenter out of reach of children.

Operating machinery: Keep your BlackBerry Presenter and any cords or cables away from machinery that is in operation.

LED aperture: Exposure to flashing lights on the BlackBerry Presenter can cause epileptic seizures or blackouts and might be dangerous to you or others. In the event that you experience, or your use of the BlackBerry Presenter causes in others, any disorientation, loss of awareness, twitching, convulsions, or any involuntary movements, stop using the BlackBerry Presenter immediately and consult a physician. If you are susceptible to epileptic seizures or blackouts, consult your physician before using the BlackBerry Presenter.

Liquids and foreign objects: Never push foreign objects of any kind into the BlackBerry Presenter or BlackBerry Presenter accessories through openings as this action might cause a short circuit, a fire, or electric shock. Do not attempt to modify or service the BlackBerry Presenter. Do not use the BlackBerry Presenter or BlackBerry Presenter accessories near water (for example, near a bathtub or a sink, in a wet basement, or near a swimming pool). Never spill liquid of any kind on the BlackBerry Presenter or BlackBerry Presenter accessories.

CAUTION: Use of controls or adjustments or performance of procedures other than those specified in the product documentation supplied by Research In Motion may result in hazardous radiation exposure.

Stability: Do not place the BlackBerry Presenter or a BlackBerry Presenter accessory on any unstable surface. Take care when using the BlackBerry Presenter with any charging accessories to route the power cord in a way that reduces the risk of injury to others, such as by tripping or choking.

Cleaning: Do not use liquid, aerosol cleaners, or solvents on or near the BlackBerry Presenter or a BlackBerry Presenter accessory. Clean only with a soft dry cloth. Disconnect any cables from the computer and unplug any charging accessories from the electrical outlet before cleaning either the BlackBerry Presenter or the power accessory.

Designated areas and dangerous environments: Observe all signs and instructions that require an electrical device or radio frequency device to be switched off in designated areas. Do not use the headset in environments where there is a danger of ignition of flammable gases.

Overheating and damage: If this product overheats, if the product has been dropped or damaged, if the product has a damaged cord or plug, or if the product has been dropped in a liquid, discontinue use and contact RIM.

Heavy objects: Do not place heavy objects on the BlackBerry Presenter.

Compliance information

Exposure to radio frequency signals

The BlackBerry® Presenter radio is a low power radio transmitter and receiver. When the BlackBerry Presenter radio is turned on, it receives and also sends out radio frequency (RF) signals. The BlackBerry Presenter is designed to comply with Federal Communications Commission (FCC) and Industry Canada (IC) guidelines respecting safety levels of RF exposure for wireless devices, which in turn are consistent with the following safety standards previously set by Canadian, U.S., and international standards bodies:

- ANSI/IEEE C95.1, 1999, American National Standards Institute/Institute of Electrical and Electronics Engineers Standard for Safety Levels with Respect to Human Exposure to Radio Frequency Electromagnetic Fields (3 kHz to 300 GHz)
- National Council on Radiation Protection and Measurements (NCRP) Report 86, 1986, Biological Effects and Exposure Criteria for Radiofrequency Electromagnetic Fields
- Health Canada, Safety Code 6, 1999, Limits of Human Exposure to Radiofrequency Electromagnetic Fields in the Frequency Range from 3 kHz to 300 GHz
- EN 50371, 2002, Generic Standard to demonstrate the compliance of low power electronic and electrical apparatus with the basic restrictions related to human exposure to electromagnetic fields (10 MHz to 300 GHz)
- International Commission on Non-Ionizing Radiation Protection (ICNIRP), 1998, Guidelines for Limiting Exposure to Time-Varying Electric, Magnetic, and Electromagnetic fields (up to 300 GHz)
- Official Journal of the European Union (OJEU), 1999, Council Recommendation of 12 July 1999 on the limitation of exposure of the general public to electromagnetic fields (0 Hz to 300 GHz)

FCC compliance statement (United States)

FCC Class B Part 15

This device complies with Part 15 of the Federal Communications Commission (FCC) Rules. The FCC ID for this device is L6ARCR10BW. Operation is subject to the following two conditions:

- This device may not cause harmful interference.
- This device must accept any interference received, including interference that may cause undesired operation.

CAUTION: Changes or modifications to this unit not expressly approved by the party responsible for compliance could void the user's authority to operate this equipment.

This equipment has been tested and found to comply with the limits for a Class B digital device, pursuant to Part 15 of the FCC Rules. These limits are designed to provide reasonable protection against harmful interference in a residential installation. This equipment generates, uses and can radiate radio frequency energy and, if not installed and used in accordance with the manufacturer's instructions, may cause interference harmful to radio communications.

There is no guarantee, however, that interference will not occur in a particular installation. If this equipment does cause harmful interference to radio or television reception, which can be determined by turning the equipment off and on, the user is encouraged to try to correct the interference by one or more of the following measures:

- Reorient or relocate the receiving antenna.
- Increase the separation between the equipment and receiver.
- Connect the equipment to an outlet on a circuit different from that to which the receiver is connected.
- Consult the dealer or an experienced radio or TV technician for help.

Industry Canada certification

This BlackBerry® Presenter complies with Industry Canada RSS-210 standard, under certification number 2503A-RCR10BW.

Operation is subject to the following two conditions: (1) This device may not cause interference and (2) This device must accept any interference, including interference that may cause undesired operation of the device. See RSS-GEN 7.1.5.

Class B compliance

This BlackBerry® Presenter complies with the Class B limits for radio noise emissions as set out in the interference-causing equipment standard entitled "Digital Apparatus," ICES-003 of Industry Canada.

EU regulatory conformance

This product is CE marked according to the provisions of the R & TTE Directive (99/5/EC). Research In Motion Limited hereby declares that this BlackBerry® Presenter is in compliance with the essential requirements and other relevant provisions of Directive 1999/5/EC.

CE0168

The Declaration of Conformity made under Directive 1999/5/EC is available for viewing at the following location in the EU community:

Research In Motion UK Limited
200 Bath Road
Slough, Berkshire SL1 3XE
United Kingdom

Additional regulatory conformance

Specific details about compliance to the following standards and regulatory bodies may be obtained from RIM:

- Radio and Telecommunications Terminal Equipment (R&TTE) Directive 1999/5/EC
- Underwriters Laboratories (UL) 60950-1 requirements for Canada and the United States

Product information

Mechanical properties

weight	approximately 4.9 oz. (140 g)
size (L x W x H)	approximately 3.4 x 2.3 x 0.9 in. (85.9 x 59.6 x 22.4 mm)

Power

port	USB-compatible port
capacity	360 mA

Bluetooth radio specifications

single-band support	ISM 2.4 GHz
power class	Bluetooth® Class 1
range	approximately 20 meters
transmitting and receiving frequency	2400 to 2485 MHz
encryption	The connection between the BlackBerry® Presenter and the BlackBerry device is not encrypted.

Legal notice

©2010 Research In Motion Limited. All rights reserved. BlackBerry®, RIM®, Research In Motion®, SureType®, SurePress™ and related trademarks, names, and logos are the property of Research In Motion Limited and are registered and/or used in the U.S. and countries around the world.

Bluetooth is a trademark of Bluetooth SIG. Microsoft and PowerPoint are trademarks of Microsoft Corporation. All other brands, product names, company names, trademarks, and service marks are the properties of their respective owners.

This documentation including all documentation incorporated by reference herein such as documentation provided or made available at www.blackberry.com/go/docs is provided or made accessible "AS IS" and "AS AVAILABLE" and without condition, endorsement, guarantee, representation, or warranty of any kind by Research In Motion Limited and its affiliated companies ("RIM") and RIM assumes no responsibility for any typographical, technical, or other inaccuracies, errors, or omissions in this documentation. In order to protect RIM proprietary and confidential information and/or trade secrets, this documentation may describe some aspects of RIM technology in generalized terms. RIM reserves the right to periodically change information that is contained in this documentation; however, RIM makes no commitment to provide any such changes, updates, enhancements, or other additions to this documentation to you in a timely manner or at all.

This documentation might contain references to third-party sources of information, hardware or software, products or services including components and content such as content protected by copyright and/or third-party web sites (collectively the "Third Party Products and Services"). RIM does not control, and is not responsible for, any Third Party Products and Services including, without limitation the content, accuracy, copyright compliance, compatibility, performance, trustworthiness, legality, decency, links, or any other aspect of Third Party Products and Services. The inclusion of a reference to Third Party Products and Services in this documentation does not imply endorsement by RIM of the Third Party Products and Services or the third party in any way.

EXCEPT TO THE EXTENT SPECIFICALLY PROHIBITED BY APPLICABLE LAW IN YOUR JURISDICTION, ALL CONDITIONS, ENDORSEMENTS, GUARANTEES, REPRESENTATIONS, OR WARRANTIES OF ANY KIND, EXPRESS OR IMPLIED, INCLUDING WITHOUT LIMITATION, ANY CONDITIONS, ENDORSEMENTS, GUARANTEES, REPRESENTATIONS OR WARRANTIES OF DURABILITY, FITNESS FOR A PARTICULAR PURPOSE OR USE, MERCHANTABILITY, MERCHANTABLE QUALITY, NON-INFRINGEMENT, SATISFACTORY QUALITY, OR TITLE, OR ARISING FROM A STATUTE OR CUSTOM OR A COURSE OF DEALING OR USAGE OF TRADE, OR RELATED TO THE DOCUMENTATION OR ITS USE, OR PERFORMANCE OR NON-PERFORMANCE OF ANY SOFTWARE, HARDWARE, SERVICE, OR ANY THIRD PARTY PRODUCTS AND SERVICES REFERENCED HEREIN, ARE HEREBY EXCLUDED. YOU MAY ALSO HAVE OTHER RIGHTS THAT VARY BY STATE OR PROVINCE. SOME JURISDICTIONS MAY NOT ALLOW THE EXCLUSION OR LIMITATION OF IMPLIED WARRANTIES AND CONDITIONS. TO THE EXTENT PERMITTED BY LAW, ANY IMPLIED WARRANTIES OR CONDITIONS RELATING TO THE DOCUMENTATION TO THE EXTENT THEY CANNOT BE EXCLUDED AS SET OUT ABOVE, BUT CAN BE LIMITED, ARE HEREBY LIMITED TO NINETY (90) DAYS FROM THE DATE YOU FIRST ACQUIRED THE DOCUMENTATION OR THE ITEM THAT IS THE SUBJECT OF THE CLAIM.

TO THE MAXIMUM EXTENT PERMITTED BY APPLICABLE LAW IN YOUR JURISDICTION, IN NO EVENT SHALL RIM BE LIABLE FOR ANY TYPE OF DAMAGES RELATED TO THIS DOCUMENTATION OR ITS USE, OR PERFORMANCE OR NON-PERFORMANCE OF ANY SOFTWARE, HARDWARE, SERVICE, OR ANY THIRD PARTY PRODUCTS AND SERVICES REFERENCED HEREIN INCLUDING WITHOUT LIMITATION ANY OF THE FOLLOWING DAMAGES: DIRECT, CONSEQUENTIAL, EXEMPLARY, INCIDENTAL, INDIRECT, SPECIAL, PUNITIVE, OR AGGRAVATED DAMAGES, DAMAGES FOR LOSS OF PROFITS OR REVENUES, FAILURE TO REALIZE ANY EXPECTED SAVINGS, BUSINESS INTERRUPTION, LOSS OF BUSINESS INFORMATION, LOSS OF BUSINESS OPPORTUNITY, OR CORRUPTION OR LOSS OF DATA, FAILURES TO TRANSMIT OR RECEIVE ANY DATA, PROBLEMS ASSOCIATED WITH ANY APPLICATIONS USED IN CONJUNCTION WITH RIM PRODUCTS OR SERVICES, DOWNTIME COSTS, LOSS OF THE USE OF RIM PRODUCTS OR SERVICES OR ANY PORTION THEREOF OR OF ANY AIRTIME SERVICES, COST OF SUBSTITUTE GOODS, COSTS OF COVER, FACILITIES OR SERVICES, COST OF CAPITAL, OR OTHER SIMILAR PECUNIARY LOSSES, WHETHER OR NOT SUCH DAMAGES WERE FORESEEN OR UNFORESEEN, AND EVEN IF RIM HAS BEEN ADVISED OF THE POSSIBILITY OF SUCH DAMAGES.

TO THE MAXIMUM EXTENT PERMITTED BY APPLICABLE LAW IN YOUR JURISDICTION, RIM SHALL HAVE NO OTHER OBLIGATION, DUTY, OR LIABILITY WHATSOEVER IN CONTRACT, TORT, OR OTHERWISE TO YOU INCLUDING ANY LIABILITY FOR NEGLIGENCE OR STRICT LIABILITY.

THE LIMITATIONS, EXCLUSIONS, AND DISCLAIMERS HEREIN SHALL APPLY: (A) IRRESPECTIVE OF THE NATURE OF THE CAUSE OF ACTION, DEMAND, OR ACTION BY YOU INCLUDING BUT NOT LIMITED TO BREACH OF CONTRACT, NEGLIGENCE, TORT, STRICT LIABILITY OR ANY OTHER LEGAL THEORY AND SHALL SURVIVE A FUNDAMENTAL BREACH OR BREACHES OR THE FAILURE OF THE ESSENTIAL PURPOSE OF THIS AGREEMENT OR OF ANY REMEDY CONTAINED HEREIN; AND (B) TO RIM AND ITS AFFILIATED COMPANIES, THEIR SUCCESSORS, ASSIGNS, AGENTS, SUPPLIERS (INCLUDING AIRTIME SERVICE PROVIDERS), AUTHORIZED RIM DISTRIBUTORS (ALSO INCLUDING AIRTIME SERVICE PROVIDERS) AND THEIR RESPECTIVE DIRECTORS, EMPLOYEES, AND INDEPENDENT CONTRACTORS.

IN ADDITION TO THE LIMITATIONS AND EXCLUSIONS SET OUT ABOVE, IN NO EVENT SHALL ANY DIRECTOR, EMPLOYEE, AGENT, DISTRIBUTOR, SUPPLIER, INDEPENDENT CONTRACTOR OF RIM OR ANY AFFILIATES OF RIM HAVE ANY LIABILITY ARISING FROM OR RELATED TO THE DOCUMENTATION.

Prior to subscribing for, installing, or using any Third Party Products and Services, it is your responsibility to ensure that your airtime service provider has agreed to support all of their features. Some airtime service providers might not offer Internet browsing functionality with a subscription to the BlackBerry® Internet Service. Check with your service provider for availability, roaming arrangements, service plans and features. Installation or use of Third Party Products and Services with RIM's products and services may require one or more patent, trademark, copyright, or other licenses in order to avoid infringement or violation of third party rights. You are solely responsible for determining whether to use Third Party Products and Services and if any third party licenses are required to do so. If required you are responsible for acquiring them. You should not install or use Third Party Products and Services until all necessary licenses have been acquired. Any Third Party Products and Services that are provided with RIM's products and services are provided as a convenience to you and are provided "AS IS" with no express or implied conditions, endorsements, guarantees, representations, or warranties of any kind by RIM and RIM assumes no liability whatsoever, in relation thereto. Your use of Third Party Products and Services shall be governed by and subject to you agreeing to the terms of separate licenses and other agreements applicable thereto with third parties, except to the extent expressly covered by a license or other agreement with RIM.

Certain features outlined in this documentation require a minimum version of BlackBerry® Enterprise Server, BlackBerry® Desktop Software, and/or BlackBerry® Device Software.

The terms of use of any RIM product or service are set out in a separate license or other agreement with RIM applicable thereto. NOTHING IN THIS DOCUMENTATION IS INTENDED TO SUPERSEDE ANY EXPRESS WRITTEN AGREEMENTS OR WARRANTIES PROVIDED BY RIM FOR PORTIONS OF ANY RIM PRODUCT OR SERVICE OTHER THAN THIS DOCUMENTATION.

CE0168

BlackBerry® Presenter

Research In Motion Limited
295 Phillip Street
Waterloo, ON N2L 3W8
Canada

Research In Motion UK Limited
Centrum House
36 Station Road
Egham, Surrey TW20 9LF
United Kingdom

Published in Canada